

1100 Precise Setpoints

The Magna Flow Control Valve with an easy to read micrometer dial offers an amazing 1100 precise set points to accurately control flow of gases or liquids. The extremely high CV of the Magna Flow Control Valve enables very high flows with the Series 608 and lower flows with the Series 700 for whatever media is being controlled, up to 200 PSIG pressure or full vacuum. Linear flow characteristics provide easy to set and precise metering of gases and liquids for almost any application where accurate results are required.

Hundreds of Applications

Available in either light-weight impact resistant nylon or gray polypropylene construction, the Magna Flow Control Valve offers superior strength and corrosion resistance, making it ideal for use in hundreds of different applications. Simplicity of construction, with removable top and bottom caps, provides easy disassembly for cleaning or maintenance without removing the valve from service. Proven O-ring seals provide a positive zero tight shut-off. Replacement of seals, if required, is quick and easy because disassembly is simple and fast. The Magna Flow Control Valve offers all these features at a very affordable price.

Features:

- Series 608 - high flow
- Series 700 - low flow
- 1100 Set Points
- Handles Gases or Liquids
- Micrometer Dial
- O-Ring Seals
- High Flow
- Positive Shut-off
- Impact Resistant
- Inspection Cap Standard
- Low Cost
- Light Weight
- Vibration Resistant

Magna™

Flow Control Valve

Series 608 & 700
For Gases or Liquids



Black Nylon



Gray Polypropylene



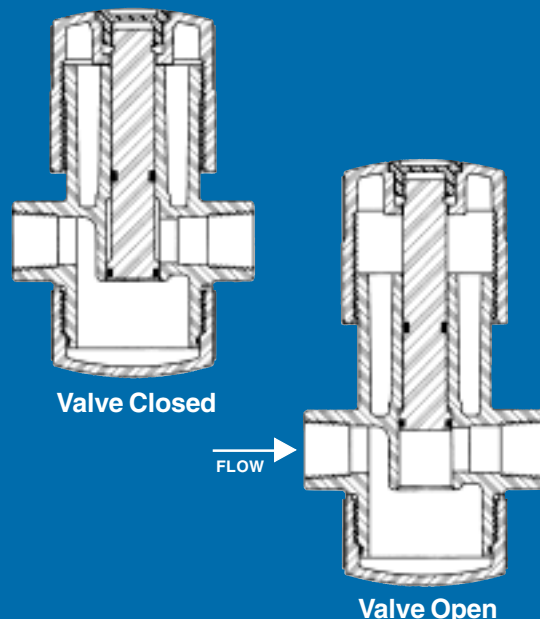
White Nylon

posi-plate®

How The Magna Flow Control Valve Works

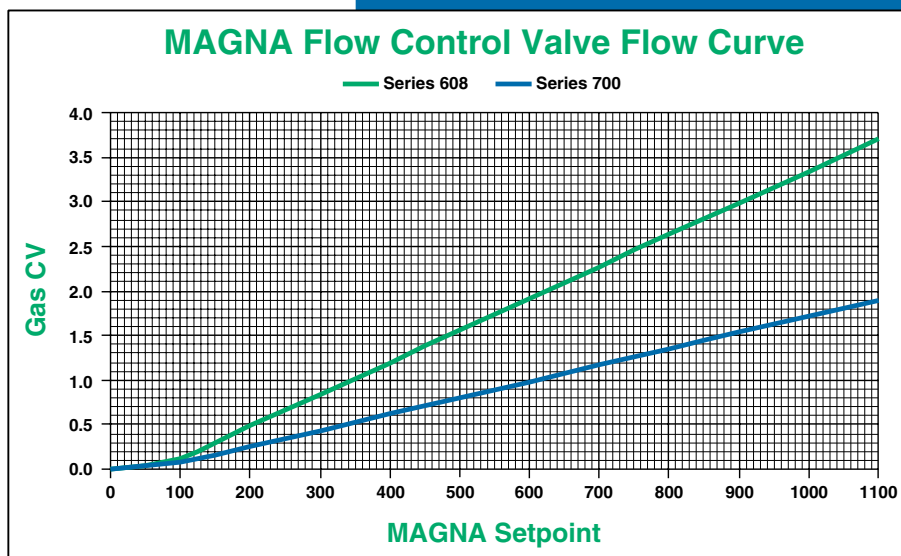
The Magna Flow Control Valve is simple to operate from a fully closed position to a fully open position, by turning the micrometer dial clockwise to close and counter-clockwise to open. The Magna Valve is only fully closed when the micrometer dial indicates the OFF position. From the OFF position to ZERO, or when flow begins, is about two turns counter-clockwise. Each successive full turn from zero will yield 100 Magna setpoints, as indicated on the micrometer dial. The Magna Valve is fully open when the micrometer dial reads 1100 Magna.

A flow indicator on the side of the Magna Valve indicates the direction of flow to achieve the best performance. A bottom cap is easily removed for inspection and/or for removing any foreign material which may block the outlet port. The Series 608 and the Series 700 valves have the same physical dimensions and 1/2" NPT inlet and outlet ports. Only the internal porting is different in order to achieve high or low flow.



Linear Flow Offers Precise Metering

Because of the linear flow characteristics of the Magna Flow Control Valve, determining precise flow results is easy. Unlike most flow control valves, the Magna flow curve is a relatively straight line curve. Therefore any time a Magna setting is doubled, the flow is predictably doubled as well. For instance, if a Magna setting of 300 yields a flow of 75 SCFM, then changing the Magna setting to 600 will yield a flow of 150 SCFM. This applies to both gas and liquid flows.

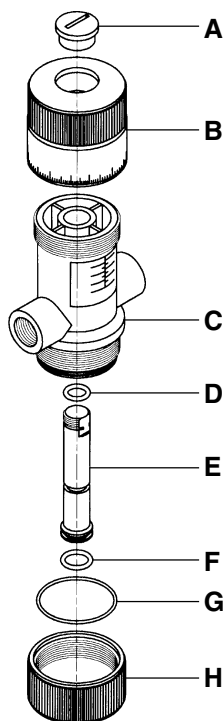


Magna Valve Ordering Information

DESCRIPTION	PART NO.	
	SERIES 608	SERIES 700
Black Nylon Valve	1039906	1072656
White Nylon Valve	1042424	1074616
Gray Polypropylene Valve	1068802	1074617

Magna Parts List

DESCRIPTION	
A	Removable Top Cap
B	Magna Setpoint Dial
C	Magna Body
D	O-Ring, Buna-N
E	Plunger
F	O-Ring, Polyurethane
G	O-Ring, Buna-N
H	Removable Bottom Cap



- Inlet/Outlet Size: 1/2" NPT
- Pressure Rated to 200 PSIG
- Full Vacuum Rated
- Maximum Operating Temperature 150° F

posi-flate®

Corporate Headquarters

1125 Willow Lake Blvd.
St. Paul, MN 55110-5193 USA

Phone: +1 651 484-5800
Fax: +1 651 484-7015

United Kingdom

26 Peverel Drive, Granby,
Milton Keynes, MK1 1QZ, England

Phone: +44 (0)1908 622366
Fax: +44 (0)1908 646633

www.posiflate.com

All Specifications Subject To Change Without Notice.

Made in the U.S.A. • U.S. and Foreign Patents Pending

© Copyright 1994, 2000 Bulletin 9644-2 (dm) (UK 3/08)